



Mary's Monthly Memo

S
E
P
T
E
M
B
E
R

2
0
1
1

Ahh...Fall is finally here! My favorite time of the year. This just means the holidays are not far behind, so we better get ready! I love decorating for Fall and what a wonderful time to “take those kids outside”. It’s been so hot this summer, it’ll be a nice break for them and teachers to go outside and not actually “sweat-to-death”. Remember you can take your classroom outside! See more about this in my TA section. Speaking of Summer, where did it go? I don’t know about you, but it’s been one busy Summer here at the Coalition!

Below is a cute song I found for “Autumn Time”, I thought you might enjoy singing with your children:

SONG: Autumn-time is coming
(sung to the tune of Frere Jacques)

Red leaves falling

Red leaves falling

On the ground

On the ground

Autumn-time is coming

Autumn-time is coming

All around

All around

Orange leaves falling

Orange leaves falling

On the ground

On the ground

Autumn-time is coming

Autumn-time is coming

All around

All around

Brown leaves scattered

Brown leaves scattered

On the ground

On the ground

Autumn-time is now here

Autumn-time is now here

All around

All around

Technical Assistance


This month's TA will focus on your outdoor play area. I will bring you some activities and suggestions I have put together for outdoor play. If you don't have designated centers set up outside and would like to do so, I'll help you put these into place.

SR monitoring is starting this month. Cheryl will be visiting your site, unannounced in the future for this monitoring. Make sure your lesson plans are currently dated, posted and being followed. It is so important for children to follow a daily routine. They also need quality developmentally appropriate lesson plans prepared by the teachers that cover all the Florida State Standards. If you have a teacher that needs help with these areas, please let me know. I'm happy to help!

Don't forget to start those LAP assessments and I can't stress enough to call me if you have any questions/problems with them at all. As I told you last month during our LAP training, your goal is to submit them to the Coalition complete and correct the first time!

Literacy Corner

(This month's literacy focus is on "Fall")




By: *Anna Dewdney*

Ah-choo! Uh-oh, Llama Llama's nose is feeling tickly, his throat is feeling scratchy, and his head is feeling stuffy. Back to bed, no school today for Llama Llama! Instead, he's home with Mama. By lunchtime, though, he's beginning to feel a tiny bit better. But now someone else has the sneezes . . . Mama! And who will help her feel better? Why, Llama Llama, of course!



By: *Lois Ehlert*

Fall has come, the wind is gusting, and Leaf Man is on the move. Is he drifting east, over the marsh and ducks and geese? Or is he heading west, above the orchards, prairie meadows, and spotted cows? No one's quite sure, but this much is certain: A Leaf Man's got to go where the wind blows.



By: *Zoe Hall*

Two sisters rejoice as the colorful blossoms on their tree develop into big, red, and ready-to-pick apples. This concept book about how things grow includes an easy recipe for apple pie. "An appealing study for young children." -

Crafts with Children (Ages 2 years and up)

Handprint Apple Tree Craft

What you'll need:

- White and red construction paper
- Green and brown paint
- Brown and green crayons
- Paint brush
- Scissors
- Glue



How to make your Handprint Apple Tree:

1. Paint your child's hand green. You get a better handprint if you use a paint brush and paint their hand than if you let them dip their hand in paint. Press down on white construction paper. Repeat this 3 to 4 times depending on the size of your child's hand, etc. If you get three handprints try to make them point to 9 o'clock, 12 o'clock and 3 o'clock to get a good "tree".
2. Paint on a brown tree trunk and some branches connecting the handprints.
3. While your tree is drying, cut out an apple. Trace it onto red construction paper and cut out as many apples as you would like or for older children, let them cut out the apples.
4. When the tree is dry, let the children glue your cut-out apples onto the tree. Let the children draw on leaves and stems using the crayons.

Handprint Apple Tree Craft

Physical Development—Fine Motor Development (eye-hand coordination skills that involve reaching, grasping, and manipulating objects).

Approaches to Learning—Shows eagerness and curiosity as a learner. They are curious about and aware of changes they see such as placing their painted hand on a piece of paper and seeing it in print.

Social & Emotional—Self Regulation when a child demonstrates increasing behavior regulation by following directions, with adult assistance

Language and Communication—Early writing is making purposeful marks on paper using a variety of tools, such as pencils, markers, crayons, and paints.

Cognitive Development & General Knowledge—Exploration & discovery with expanded vocabulary and cognitive structures provide children with more options for responding to the results of their explorations such as labeling or describing “drawings” or scribbles.

Cooking with Kids (ages 3 and up)

Acorn Dough Nuts

Your kids will go nutty for these clever fall treats, which look like acorns but taste a whole lot sweeter.

Ingredients

- Chocolate Frosting or Peanut Butter
- Donuts
- Crumbled Toffee
- Pretzel



Instructions

1. Frost a third or so of a plain or glazed doughnut hole with chocolate frosting or peanut butter.
2. Roll the frosted top in crumbled toffee (look for it in the baking section of grocery stores), then add a small piece of a pretzel for the stem

Acorn Dough Nuts

Physical Development—Health; exhibits auditory abilities to support healthy growth and development by hearing and responding to instructions by the caregiver.

Approaches to Learning—Persistence; children pay attention for longer periods of time and persist at activities.

Social & Emotional—Demonstrates increasing behavior regulation by sitting beside another child for short periods of time while doing an activity.

Language and Communication—Communicating and speaking when a child participates in conversations talking with their friends at snack time or during play, and changing topics rapidly.

Cognitive Development & General Knowledge—Concept development and memory by demonstrating varying responses to people and objects when answering questions about prior events.


Training Opportunities

Our training calendar for this fiscal year is packed full of great opportunities for you and your staff! It covers many different topics for everyone to choose from. Our Provider Conference is going to be in March, 2012, so stay tuned for more information on this big event as it becomes available.

“BEYOND CRIBS & RATTLES-BIRTH TO EIGHTEEN MONTHS”.

September 22, 6:30-8:30 p.m.

Florida Gateway College Allied Health Building,



Presented by Janie Richardson, Program Specialist. This is Part I of a two-part series on the Beyond Cribs and Rattles curriculum developed by Dr. Pam Phelps. As you begin to prepare for the statewide curriculum list in 2012, you will need research-based, quality curriculum in place for your infants and toddlers. This curriculum is likely to be on the list! Come and learn how to scaffold the play of the youngest children in your care, follow the Florida Performance Standards for Birth-Three and implement this wonderful curriculum in your classrooms. You will leave with a working knowledge about setting up classroom environments, treasure/heuristic baskets, baby/toddler activities and best practices. Register on line beginning August 25 at www.elc-fg.org and click on 'events'. Space is limited and the deadline to register is September 15.

CRP/FIRST AID

Saturday, September 24, 2011

CPR—8:00am-12:00pm

First Aid—1:00pm-5:00pm

Saturday, December 3, 2011

CPR—8:00am-12:00pm

CPR—1:00pm-5:00pm

All classes are \$10 per participant. You must pre-pay before you are added to the class roster either by cash, cashier check, or money order. No personal checks accepted.

2012 dates will be posted at a later date.

VERY IMPORTANT

Remember to check the
DCF and ELC-FG Website
for updates and training events!

Mary Gamble,
Program Specialist
1104 SW Main Blvd.
Lake City, FL 32025
Desk: (386) 961-0127
Cell: (386) 623-5398
Fax: (386) 628-9327

E-mail: mgamble@elc-fg.org



September

5th—Labor Day
Holiday (all ELC
offices closed)

22nd—Beyond
Cribs and Rattles
Workshop pre-
sented by Janie
Richardson

24th—CPR/First
Aid

				1	2	3
4	5	6	7	8	9	10
11	12	13	14	15	16	17
18	19	20	21	22	23	24
25	26	27	28	29	30	

